



Speciality Procedure Needles & OEM Products



PRICON
we share healthcare



PRICON
we share healthcare



DISPOSABLE NEEDLES

Colour	Gauge	ID (in)	ID (mm)	OD (in)	OD (mm)
Yellow	30G	0.006	0.16	0.012	0.31
Red	29G	0.007	0.18	0.013	0.34
Blue-green	28G	0.007	0.18	0.014	0.36
Medium Grey	27G	0.008	0.21	0.016	0.41
Brown	26G	0.010	0.26	0.018	0.46
Orange	25G	0.010	0.26	0.020	0.51
Medium Purple	24G	0.012	0.31	0.022	0.57
Deep Blue	23G	0.013	0.34	0.025	0.64
Black	22G	0.016	0.41	0.028	0.72
Deep Green	21G	0.020	0.51	0.032	0.82
Yellow	20G	0.024	0.60	0.036	0.91
Cream	19G	0.027	0.69	0.042	1.07
Pink	18G	0.033	0.84	0.05	1.27
Red-violet	17G	0.042	1.07	0.053	1.47
White	16G	0.047	1.19	0.065	1.65
Blue-grey	15G	0.054	1.37	0.072	1.83
Pale Green	14G	0.063	1.6	0.083	2.11
Purple	13G	0.071	1.8	0.095	2.41
Pale Blue	12G	0.085	2.16	0.109	2.77

ASPIRATION NEEDLES

Aspiration needles with a sharp bevelled tip for safe and controlled penetration when aspirating fluids from cysts and organs. Thin Wall SS304 , ETO Sterile.



CAT. NO.	DESCRIPTION	CAT. NO.	DESCRIPTION	CAT. NO.	DESCRIPTION
IAN 16050	16G X 50MM	IAN 20050	20G X 50MM	IAN 21100	21G X 100MM
IAN 18075	18G X 75MM	IAN 20075	20G X 75MM	IAN 21150	21G X 150MM
IAN 18100	18G X 100MM	IAN 20100	20G X 100MM	IAN 22050	22G X 50MM
IAN 19050	19G X 50MM	IAN 20150	20G X 150MM	IAN 22075	22G X 75MM
IAN 19075	19G X 75MM	AIN 21050	21G X 50MM	IAN 22100	22G X 100MM
IAN 19100	19G X 100MM	IAN 21075	21G X 75MM	IAN 22150	22G X 150MM

PACKAGING : Primary Individually Pouch packed, Secondary Box of 10 needles

ANAESTHESIA NEEDLES

Spinal Anaesthesia

● Quincke Point

Quincke Point Needles And Thin Wall Intravenous Anesthesia And Cardiovascular Needles Aredesigned For The Anesthesia of The Lower Body Area By Injection Into The Subarachnoid Spacesurrounding The Spinal Cord. They Are Also Used In Cardiovascular Procedures. Thin Wall SS Tubing With Perfect Match Bevel of Cannula & Stylet Quincke Point. These Needles Comes ETO Sterile. Transparent Hub Adaptor As Per Internationalcolour Specification. Also Available With Graduations And Individually Protected Needle Guards.



CAT. NO.	DESCRIPTION	CAT. NO.	DESCRIPTION	CAT. NO.	DESCRIPTION
ISN 1875Q	18G X 75MM	ISN 2263Q	22G X 63MM	ISN 24120Q	24G X 120MM
ISN 1890Q	18G X 90MM	ISN 2275Q	22G X 75MM	ISN 2575Q	25G X 75MM
ISN 1975Q	19G X 75MM	ISN 2290Q	22G X 90MM	ISN 2590Q	25G X 90MM
ISN 1990Q	19G X 90MM	ISN 22120Q	22G X 120M	ISN 25120Q	25G X 120MM
ISN 2050Q	20G X 50MM	ISN 2340Q	23G X 40MM	ISN 2675Q	26G X 75MM
ISN 2075Q	20G X 75MM	ISN 2375Q	23G X 75MM	ISN 2690Q	26G X 90MM
ISN 2090Q	20G X 90MM	ISN 2390Q	23G X 90MM	ISN 26120Q	26G X 120MM
ISN 2175Q	21G X 75MM	ISN 23120Q	23G X 120MM	ISN 2775Q	27G X 75MM
ISN 2190Q	21G X 90MM	ISN 2475Q	24G X 75MM	ISN 2790Q	27G X 90MM
ISN 2240Q	22G X 40MM	ISN 2490Q	24G X 90MM	ISN 27120Q	27G X 120MM

Note: Guide / Introducer Needle Optional With 25g, 26g, 27g & 29g

PACKAGING : Primary Individually Pouch packed, Secondary Box of 10 needles


*We also accept orders for customized sizes as per requirement

● Whit Care Pencil Point

Has female luer hub and sharp pencil point which dilates the tissue. This allows for a more complete closure of the dura tissue. The point geometry reduces spinal fluid seepage lessening the chance of postoperative headache, small sidehole positioned. These needles have perfect conical point to prevent tissue damage. The stylet extended outside cannula with trifacet tip enables easy insertion. These needles comes ETO sterile.

CAT. NO.	DESCRIPTION
ISN 2290P	22G X 90MM
ISN 2390P	23G X 90MM
ISN 2590P	25G X 90MM
ISN 2690P	26G X 90MM
ISN 2790P	27G X 90MM
ISN 27150P	27G X 150MM

PACKAGING
Individually Pouch packed
Secondary Box of 10 needles



Note: Guide / Introducer Needle Optional With 25g, 26g, 27g & 29g

EPIDURAL ANAESTHESIA NEEDLE

● Tuohy With Flange & Graduation

Thin-wall needle with Needle Lock Hub and Fitted stylet with matched bevelled point. They have Deflected (HUBER) point with heel of bevel dulled to prevent tubing from being cut. Tubing may be directed into sub-arachnoid or epidural space either cephalad or caudad. Perfect Tuohy tip for excellent application. Needle duly graduated for depth control. Tips protected with Needle guard. These Needles Comes ETO Sterile

CAT. NO.	DESCRIPTION
IEN 1690	16G X 90MM
IEN 1790	17G X 90MM
IEN 1890	18G X 90MM

PACKAGING
Primary Individually Pouch packed
Secondary Box of 10 needles



● Tuohy With Flange & Graduation Pediatric




CAT. NO.	DESCRIPTION
IEN 1850	18G X 50MM
IEN 2050	20G X 50MM
IEN 2250	22G X 50MM

*We also accept orders for customized sizes as per requirement

BONE MARROW AND BIOPSY NEEDLES

● Biopsy Needle Chiba Standard

Extremely flexible thin wall outer cannula with matched stylet features short bevel with buffed heel.



CAT. NO.	DESCRIPTION
ICN 18100F	18G X 100MM
ICN 18150F	18G X 150MM
ICN 18200F	18G X 200MM
ICN 20100F	20G X 100MM
ICN 20150F	20G X 150MM
ICN 20200F	20G X 200MM
ICN 21100F	21G X 100MM
ICN 21150F	21G X 150MM
ICN 21200F	21G X 200MM
ICN 22100F	22G X 100MM
ICN 22150F	22G X 150MM
ICN 22200F	22G X 200MM

● Biopsy Needle Chiba Standard Bevel Ecogenic Tip

Extremely flexible thin wall outer cannula with matched stylet features short bevel with buffed heel. Also used for the Radiographic Visualization of Bile Ducts and Renal Cystic Puncture.



CAT. NO.	DESCRIPTION
ICN 18100C	18G X 100MM
ICN 18150C	18G X 150MM
ICN 18200C	18G X 200MM
ICN 20100C	20G X 100MM
ICN 20150C	20G X 150MM
ICN 20200C	20G X 200MM
ICN 21100C	21G X 100MM
ICN 21150C	21G X 150MM
ICN 21200C	21G X 200MM
ICN 22100C	22G X 100MM
ICN 22150C	22G X 150MM
ICN 22200C	22G X 200MM

● True Cut Biopsy Needle

These needles are designed for manual capture of tissue samples with minimal trauma to the patient. These can be easily operated with one hand. Scalpel-sharp, surgical-steel cutting edge that retrieves cleanly cut, high-quality specimens




CAT. NO.	DESCRIPTION
ITN 14150	14G X 150MM
ITN 14200	14G X 200MM
ITN 16150	16G X 150MM
ITN 16200	16G X 200MM
ITN 18150	18G X 150MM
ITN 18200	18G X 200MM

*We also accept orders for customized sizes as per requirement

● Bone Marrow Biopsy Needle Tri Facet Type Stylet Point

Used to obtain a core sample of tissue or bone or to perform an aspiration. This two-piece all stainless steel needle with tapered tip features a uniquely designed saddle handle for extra gripping comfort. An integrated luer lock secures the stylet into position during insertion. For aspiration procedures the luer lock will accommodate either a glass or plastic syringe.


CAT. NO.	DESCRIPTION
IBN 10115	10G X 115MM
IBN 10150	10G X 150MM
IBN 11115	11G X 115MM
IBN 11150	11G X 150MM
IBN 13115	13G X 115MM
IBN 13150	13G X 150MM



● Bone Marrow Aspiration Needle

Used to obtain a core sample of tissue or bone or to perform an aspiration. This two-piece all stainless steel needle with tapered tip features a uniquely designed saddle handle for extra gripping comfort. An integrated luer lock secures the stylet into position during insertion. For aspiration procedures the luer lock will accommodate either a glass or plastic syringe.

CAT. NO.	DESCRIPTION
IBA 13070	13G X 70MM
IBA 13120	13G X 120MM
IBA 14070	14G X 70MM
IBA 14120	14G X 120MM
IBA 16070	16G X 70MM
IBA 16120	16G X 120MM



● Bone Marrow Transplant Aspiration Needle

CAT. NO.	DESCRIPTION
IBT 11070	11G X 70MM
IBT 11090	11G X 90MM
IBT 11110	11G X 110MM
IBT 11140	11G X 140MM
IBT 13070	13G X 70MM
IBT 13090	13G X 90MM

CAT. NO.	DESCRIPTION
IBT 13110	13G X 110MM
IBT 13140	13G X 140MM
IBT 15070	15G X 70MM
IBT 15090	15G X 90MM
IBT 15110	15G X 110MM
IBT 15140	15G X 140MM

*We also accept orders for customized sizes as per requirement

HUBER NEEDLES

● Huber Needles Straight

These needles are made of high quality austenitic stainless steel. The needle tip is bent at a certain angle, which makes the bevel edge of the needle tip parallel to the axis of the needle tube, which reduces the "cutting" effect of the cutting edge on the puncture area, effectively reducing the debris and avoiding the blood vessel embolism caused by falling debris. The needle tube features large inner diameter and high flow rate.

CAT. NO.	DESCRIPTION
NH 2225 S	22G X 1"
NH 2238 S	22G X 1.5"
NH 2260 S	22G X 2 3/8"
NH 2025 S	20G X 1"
NH 1925 S	19G X1"



● Huber Needles Curved



CAT. NO.	DESCRIPTION
NH 2225 C	22G X 1"
NH 2238 C	22G X 1.5"
NH 2025 C	20G X 1"
NH 1925 C	19G X1"

● Micro Suction Tubes

These are an angled canal made of stainless steel. They employ a Luer / Luer-lock connection and have an Atraumatic rounded cannula point. These suction tubes are designed for suction of fluid and cerumen from the ear. The malleable shaft allows for additional bending. Available length: 60mm, 70mm, 90mm, 100mm



GAUGE	OD MIN.	OD MAX
26G	0.40	0.41
25G	0.50	0.51
24G	0.55	0.57
23G	0.60	0.64
22G	0.70	0.72
21G	0.80	0.82
20G	0.90	0.92
19G	1.00	1.05
18G	1.20	1.25
17G	1.40	1.45
16G	1.60	1.65
15G	1.80	1.85
14G	2.00	2.1
13G	2.30	2.4
12G	2.70	2.8

*We also accept orders for customized sizes as per requirement



PRICON
we share healthcare



REUSABLE NEEDLES

HYPODERMIC AND VETERINARY NEEDLES

● Hypodermic Needles - luer Lock Standard Sizes - Non Sterile

Featuring our micromatic Points and over-sized bright nickel plated hubs. These Regular medical point Needles are designed for Intramuscular, subcutaneous, etc, injections.



PACKAGING
Primary Box of 12pcs
Secondary Box of 144pcs

CAT. NO.	DESCRIPTION	CAT. NO.	DESCRIPTION
JC 907 (.01-.08)	30G X (1/4"-11/2")	JC 923 (.01-.08)	21G X (1/4"-11/2")
JC 909 (.01-.08)	28G X (1/4"-11/2")	JC 925 (.01-.08)	20G X (1/4"-11/2")
JC 911 (.01-.08)	27G X (1/4"-11/2")	JC 927 (.01-.08)	19G X (1/4"-11/2")
JC 913 (.01-.08)	26G X (1/4"-11/2")	JC 929 (.01-.08)	18G X (1/4"-11/2")
JC 915 (.01-.08)	25G X (1/4"-11/2")	JC 931 (.01-.08)	17G X (1/4"-11/2")
JC 917 (.01-.08)	24G X (1/4"-11/2")	JC 933 (.01-.08)	16G X (1/4"-11/2")
JC 919 (.01-.08)	23G X (1/4"-11/2")	JC 935 (.01-.08)	15G X (1/4"-11/2")
JC 921 (.01-.08)	22G X (1/4"-11/2")	JC 937 (.01-.07)	14G X (3/8"-1.1/2")

● Hypodermic Needles - luer Lock Standard Sizes - Non Sterile

Featuring our micromatic Points and over-sized Chrome plated hubs. These Regular medical point Needles are designed for Intramuscular, subcutaneous, etc, injections.



PACKAGING
Primary 1pc per plastic vial
Secondary box of 100pcs

CAT. NO.	DESCRIPTION	CAT. NO.	DESCRIPTION
JC 939 .01	16G X 1/2"	JC 939 .05	20G X 1/2"
JC 939 .02	17G X 1/2"	JC 939 .06	21G X 1/2"
JC 939 .03	18G X 1/2"	JC 939 .07	22G X 1/2"
JC 939 .04	19G X 1/2"	JC 939 .08	23G X 1/2"

● Hypodermic Needles (Record Mount) Standard Sizes - Non Sterile



PACKAGING
Primary Box of 12pcs
Secondary Box of 144pcs

CAT. NO.	DESCRIPTION	CAT. NO.	DESCRIPTION
JC 951 (.01-.03)	24G X (1"-11/2")	JC 963 (.01-.04)	18G X (1/4"-5/8")
JC 953 (.01-.03)	23G X (1"-11/2")	JC 963 (.05-.08)	18G X (3/4"-11/2")
JC 957 (.01-.03)	22G X (1"-11/2")	JC 965 (.01-.04)	17G X (1/2"-11/2")
JC 957 (.04-.06)	21G X (1"-11/2")	JC 967 (.03-.08)	16G X (1/2"-11/2")
JC 959 (.01-.08)	20G X (1/4"-11/2")	JC 969 (.01-.04)	15G X (1/2"-11/2")
JC 961 (.01-.06)	19G X (1/2"-11/2")	JC 971 (.01-.03)	14G X (1"-11/2")

*We also accept orders for customized sizes as per requirement

● Aspiration Needles - Luer Lock Standard Sizes - Non Sterile

Aspiration needles with a sharp bevelled tip for safe and controlled penetration when aspirating fluids from cysts and organs



CAT. NO.	DESCRIPTION	CAT. NO.	DESCRIPTION
JC 941 .01	30G X 2"	JC 941 .14	20G X 2.5"
JC 941 .02	27G X 2"	JC 941 .15	20G X 3"
JC 941 .03	26G X 2"	JC 941 .16	19G X 2"
JC 941 .04	26G X 2.5"	JC 941 .17	19G X 3"
JC 941 .05	25G X 2"	JC 941 .18	18G X 2"
JC 941 .06	23G X 2"	JC 941 .19	18G X 3"
JC 941 .07	22G X 2"	JC 941 .20	18G X 4"
JC 941 .08	22G X 2.5"	JC 941 .21	17G X 3"
JC 941 .09	22G X 3"	JC 941 .22	16G X 2"
JC 941 .10	21G X 2"	JC 941 .23	16G X 3"
JC 941 .11	21G X 2.5"	JC 941 .24	16G X 3.5"
JC 941 .12	21G X 3"	JC 941 .25	16G X 4"
JC 941 .13	20G X 2"	JC 941 .26	16G X 6"

PACKAGING : Primary 1 pc per pouch, Secondary Box of 50 pcs

Animal Feeding Needles

● Four Basic Needle Styles

Pricon's animal feeding needles are designed to meet the needs of pharmacologists, toxicologists, pathologists and other biomedical researcher working with laboratory animals. Precision assembly of Stainless Steel Balls and Type 304 Stainless Steel Tubing insure a quality needle suited for feeding and dosing without injury to sensitive tissues.

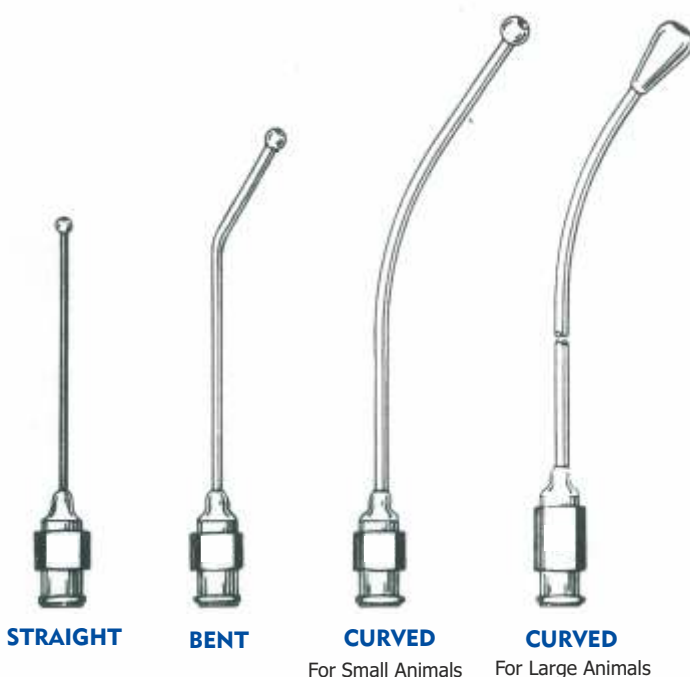
To prevent cross infection and for maximum convenience, laboratories using PRICON'S Animal Feeding Needles, regularly maintain a supply of needles in quantities at least equal to the number of animals under investigation.

STRAIGHT NEEDLE

CAT. NO.	DESCRIPTION	BALL DIA
JC 7900 (.01)	24G X (1")	1.25 mm
JC 7900 (0.2-0.3)	22G X (1"-1.5")	1.25 mm
JC 7905 (.01-.03)	20G X (1"-3")	2.25 mm
JC 7905 (.04-.08)	18G X (1"-3")	2.25 mm
JC 7905 (.09 .10)	16G X (2"-3")	3.00 mm
JC 7905 (.11)	14G X (3")	4.00 mm
JC 7905 (.12)	13G X (3")	4.00 mm

CURVED NEEDLE

CAT. NO.	DESCRIPTION	BALL DIA
JC 7910 (.01-.02)	20G X (1.5"-3")	2.25 mm
JC 7910 (.03-.05)	18G X (1.5"-3")	2.25 mm
JC 7910 (.06-.08)	16G X (2"-4")	3.00 mm
JC 7910 (.09)	14G X (3")	4.00 mm
JC 7919	12G X (3.5")	6.25 mm



*We also accept orders for customized sizes as per requirement

SPECIAL CUSTOM PROCEDURE NEEDLES

Anaesthesia Needles

These needle sets are manufactured to strict standards providing assurance of perfectly "matched bevels". They incorporate Type 304 Stainless Steel Needles and Stylets (Obturators) to assure needle point strength, sharpness and integrity of point geometry. The bright nickel plated luer lock hubs and stylet caps have matching serial numbers to facilitate matching after sterilization. Care is taken to align the point of the needle with the flat of the hub. The hub slot and cap guide are aligned with the point of the needle for easier orientation. This careful matching helps to prevent seepage

Quincke Babcock Needles and Thin Wall Intravenous Anesthesia and Cardiovascular Needles are designed for the anesthesia of the lower body area by injection into the subarachnoid space surrounding the spinal cord. They are also used in cardiovascular procedures.

Spinal Anesthesia Needles And Matched Point Sets

- Quincke Babcock Needles - Standard Sizes**



REGULAR QUINCKE BEVEL

CAT. NO.	DESCRIPTION	CAT. NO.	DESCRIPTION
JC 3095 (.01)	24G X (3.1/2")	JC 3095 (.20-.24)	19G X (2"-4")
JC 3095 (.02)	25G X (3.1/2")	JC 3095 (.25-.28)	18G X (3"-6")
JC 3095 (.03-.10)	22G X (1.1/2"-5")	JC 3095 (.29-.32)	17G X (3"-6")
JC 3095 (.11)	21G X (2")	JC 3095 (.33-.36)	22G X (6"-10")
JC 3095 (.12-.19)	20G X (1.1/2"-6")	JC 3095 (.37-.39)	18G X (4.1/2"-8")

PACKAGING : Primary 1 pc per pouch, Secondary Box of 50 pcs

- Whitcare Pencil Point Needle With Introducer**

Has female luer hub and sharp pencil point which dilates the tissue. This allows for a more complete closure of the dura tissue. The point geometry reduces spinal fluid seepage lessening the chance of postoperative headache, Small side hole positioned

CAT. NO.	DESCRIPTION
JC 3097 .01	18G X 1 1/8"
JC 3097 .02	16G X 1 1/8"
JC 3101 (.01-.02)	22G X (3"-3.1/2")
JC 3101 (.03)	20G X (3.1/2")
JC 3101 (.04)	26G X (3.1/2")
JC 3101 (.05)	25G X (3.1/2")



*We also accept orders for customized sizes as per requirement

Epidural Anesthesia Needles

● Crawford Epidural Thin Wall Needle

Used with vinyl tubing for continuous epidural anesthesia. Has a female luer hub, 40° beveled cannula and fitted stylet with matching point.

CAT. NO.	DESCRIPTION
JC 3021 (.01)	18G X (3.1/2")



● Tuohy Needle

Thin-wall needle with Needle Lock Hub and fitted stylet with matched bevelled point. They have Deflected (HUBER) point with heel of bevel dulled to prevent tubing from being cut. Tubing may be directed into sub-arachnoid or epidural space either cephalad or caudad.

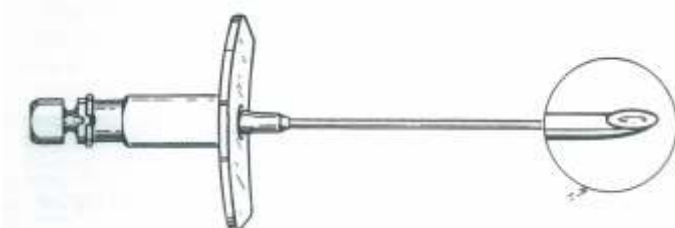
CAT. NO.	DESCRIPTION
JC 3031 (.01-.02)	18G X (3"-3.1/2")
JC 3031 (.03-.05)	17G X (3"-7")
JC 3031 (.06-.08)	16G X (3"-7")
JC 3031 (.09)	14G X (3")



● Tuohy (weiss-type) Needle

Like standard tuohy, but with a gripping shield, used in continuous epidural anesthesia. Tubing can easily be introduced.

CAT. NO.	DESCRIPTION
JC 3051 (.01)	18G X (3")
JC 3051 (.02)	17G X (3")
JC 3051 (.03)	16G X (3")



CAT. NO.	DESCRIPTION
JC 3061 (.01)	18G X (3")
JC 3061 (.02)	17G X (3")
JC 3061 (.03)	16G X (3")

Local Anesthesia

● Security Stop (Nerve Block) Needles

Have female luer hub with sharp pointed cannula. A security bead is affixed one- eighth inch from the hub to help in withdrawal in case of accidental breakage. The regular bevel is ideal for infiltration anesthesia. The short bevel design provides optimum feel upon insertion into subcutaneous tissues, fascia, ligaments and sheath surrounding the nerve bundle. Also available with deflected point for special procedures.

CAT. NO.	DESCRIPTION
JC 3081 (.01-.05)	22G X (1.1/2"-4")
JC 3083 (.01-.05)	20G X (1.5"-4")



● Bailey Fontonal - Security Stop Needle

Has security stop positioned 1/2" from point. Fitted with standard female luer hub, sharp pointed cannula and fitted stylet with matched beveled point.

CAT. NO.	DESCRIPTION
JC 3087	20G X (6")



BONE MARROW & BIOPSY NEEDLES

All Pricon's Biopsy Needles are precision ground and contoured with extremely keen cutting edges, providing the physician with optimum size and shape biopsy specimens. With the increase in the number of procedures being performed using different techniques, the wide selection of instruments offered, many in varying gauges and lengths, accommodate the wide spectrum of professional needs. All of our biopsy needles feature the same outstanding quality and reliability that stands behind all Pricon's products. As new advances in medicine develop we will continue to expand the range of instruments manufactured. If information is required concerning modifications to those needles illustrated or entirely new needles, our technical staff is available for consultation.

Liver, Kidney and Soft Tissue Biopsy

● Aspirating Trocar Needle

Has blunt tapered end and a contoured cap on the closely fitted stylet, which has a protruding trocar point.

CAT. NO.	DESCRIPTION
JC 3111 (.01)	14G X (6")
JC 3111 (.02)	13G X (3.1/4")



*We also accept orders for customized sizes as per requirement

● Chiba Type Needle

Extremely flexible thin wall outer cannula with matched stylet features short bevel with buffed heel.

CAT. NO.	DESCRIPTION
JC 3407 (.01-.02)	23G X (6"-8")
JC 3407 (.03-.04)	22G X (6"-8")



● Chiba Needle Echogenic Tip

Extremely flexible thin wall outer cannula with matched stylet features short bevel with buffed heel. Also used for the Radiographic Visualization of Bile Ducts and Renal Cystic Puncture.

CAT. NO.	DESCRIPTION
JC 3416 (.01)	23G X (6")
JC 3416 (.02)	23G X (8")
JC 3416 (.03)	22G X (6")
JC 3416 (.04)	22G X (8")



● Cone Biopsy Needle

Has a blunt end chamfered to a sharp cutting edge and a matching closely fitted blunt end stylet.

CAT. NO.	DESCRIPTION
JC 3421	16G X (3.1/2")
JC 3423	15G X (3.1/2")
JC 3425	14G X (3.1/2")
JC 3427	13G X (3.1/2")
JC 3429	12G X (3.1/2")



● Menghini Technique Aspirating Needle Set

Consists of five parts, including a thin needle with special beveled tip which is sharpened around the edge. Sharp pointed trocar is used for initial skin pierce. Special shaped Biopsy Stop (curved pin) eliminates loss in handling and prevents damage to specimen should the biopsy be drawn into the cannula or into the syringe. Fitted obturator is used for securing biopsy stop in position and to clean the cannula. Adjustable needle stop provides controlled depth penetration for maximum safety.




CAT. NO.	DESCRIPTION
JC 3453 (.02-.03)	19G X (2.1/4"-2.3/4")
JC 3455 (.01-.03)	18G X (1.5/8"-4.3/4")
JC 3457 (.01-.02)	17G X (2.3/4"-4.3/4")
JC 3459 (.01-.03)	16G X (2.3/4"-4")

*We also accept orders for customized sizes as per requirement

● Silverman, Standard (3 Piece) Needle With Split Cannula

Has large spool type hub for firm gripping; outer cannula has sharp beveled point and a fitted stylet with matched point. Split inner cannula, made with special drawn biopsy tubing, has sharp points and keen cutting edges which protrude beyond outer cannula.


CAT. NO.	DESCRIPTION
JC 3471	14G X (3.3/8")
JC 3473	14G X (2.3/8")
JC 3475	14G X (3.3/8")



● Vim Silverman, (Franklin 3 Piece) Needle with Split Cannula (filled Tip)

This three piece needle has a large spool type hub for firm gripping; outer cannula has sharp beveled point and a fitted stylet with matched point. Split inner cannula has special distal filled tips which close on and pinch off the biopsied tissue. This special design helps to lessen the possibility of biopsy failure. There is no need therefore to rotate the outer cannula over the inner cannula to free the specimen.


CAT. NO.	DESCRIPTION
JC 3481	14G X (3.3/8")
JC 3483	14G X (4.1/2")
JC 3485	14G X (6")
JC 3486	16G X (150mm)



● Silverman, Modified (4 Piece) Needle With Split Cannula (snare)

This four piece modification has an outer 14G thin wall cannula with sharp beveled point and a fitted stylet with matched point. The inner biopsy cannula has sharp keen cutting edges and a special snare at the distal end for biopsy retention. These snares help to sever, rather than tear the biopsied tissue. A fitted stylet is provided for biopsy removal.

CAT. NO.	DESCRIPTION
JC 3491	14G X (3.3/8")
JC 3493	14G X (4.1/2")
JC 3494	15G X (150mm)



● Wescott Type Biopsy Needle

This two piece thin wall needle features a special slotted opening, 2.2mm in length located approximately 3mm from the needle tip. This opening creates a second cutting edge besides the needle tip itself, this combination permits larger amounts of biopsied tissue to be aspirated, adequate for both histologic and cytologic sampling. Used for Direct Percutaneous Needle Aspiration of Localized Pulmonary Lesions for both superficial and deep lesions.




CAT. NO.	DESCRIPTION
JC 3417(.01-.03)	22G X (3.1/3"-7")
JC 3418(.01-.03)	20G X (3.1/2"-7")

Bone Marrow Aspiration And Transfusion

● Ackerman Bone Biopsy Set

Used to biopsy the pelvis, sternum, vertebrae, and bones of the cranium and face. Consists of an outer guide with 1cm graduations which has an inner pencil pointed stylet, a trephine needle, obturator and skin piercing trocar.

CAT. NO.	DESCRIPTION
JC 3500	12G X (4")



● Conrad Crosby Needle

Used for biopsy of the iliac crest. Has a large spool lub for firm gripping, short outer cannula with beveled point and a fitted stylet with matched point. Split inner 17G cannula extends 1/2" beyond outer cannula.

CAT. NO.	DESCRIPTION
JC 3513	14G X (2")



● Osgood Needle

Used for bone marrow biopsy and transfusion. These extremely fine and short gauge needles are commonly used for procedures on babies and neonates.

CAT. NO.	DESCRIPTION
JC 3503 (.01)	19G X (1.1/2")
JC 3503 (.02)	18G X (1")
JC 3503 (.03)	16G X (15/16")



*We also accept orders for customized sizes as per requirement

● Jamshidi Type Bone Marrow Biopsy/ Aspiration Needle

Used to obtain a core sample of tissue or bone or to perform an aspiration. This two-piece all stainless steel needle with tapered tip features a uniquely designed saddle handle for extra gripping comfort. An integrated luer lock secures the stylet into position during insertion. For aspiration procedures the luer lock will accommodate either glass or plastic syringe.

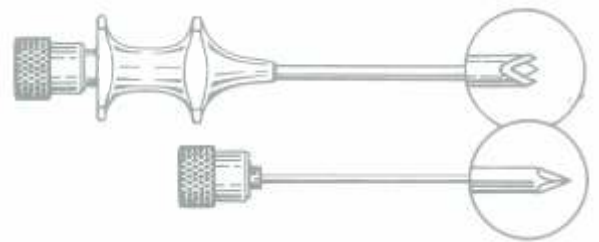
CAT. NO.	DESCRIPTION
JC 3519 (.01)	11G X (4")
JC 3519 (.02)	13G X (4")



● Gardner Type Bone Marrow Biopsy Needle

Has large spool type female luer hub and a sharp 3 sided trephine type point which is aligned with the facets of the matched trocar pointed fitted stylet. Stylet includes a male luer lock hub, which engages with the female luer spool hub to prevent retraction during biopsy procedures.

CAT. NO.	DESCRIPTION
JC 3515	13G X (1.1/2")



● Rosenthal Needle

Used for bone marrow and transfusion. Has large spool type female luer hub and a sharp pointed cannula; fitted stylet has a matched beveled point.

CAT. NO.	DESCRIPTION
JC 3505	18G X (1")
JC 3507	16G X (3/4")
JC 3509	16G X (1.5")
JC 3511	16G X (2")
JC 3513	14G X (2")



● Barker Needle

Has large spool type female luer hub and sharp pointed cannula, fitted stylet has a matched beveled point.

CAT. NO.	DESCRIPTION
JC 3091	19G X (3.1/2")
JC 3093	18G X (3.1/2")




*We also accept orders for customized sizes as per requirement

● Large Type Silverman Needle

This 3 piece needle is used for biopsy of the iliac crest. The 13 gauge inner special split cannula extends 1/2" beyond the sharp pointed 10 gauge outer cannula. Includes a fitted matched stylet which is used with the outer cannula for initial puncture. Optional gripping handle can be used for easier manipulation.

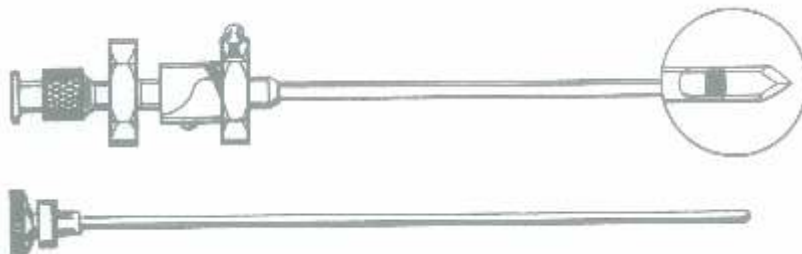
CAT. NO.	DESCRIPTION
JC 3515	10G X (3")



Pleural Biopsy

● Abrams' Pleural Biopsy (Punch) Needle Set

This 3 piece needle set enables a specimen to be taken from the pleura with reduced risk of damage to the lung. It consists of two concentric tubes and a solid stylet used solely for cleaning after securing the biopsy specimen. Behind the trocar point is a deep notch which can be closed with a rotary movement of the inner tube thereby cutting and holding any engaged tissue. A locking clip holds the needle firmly in either the open or closed position to prevent inadvertent movement.

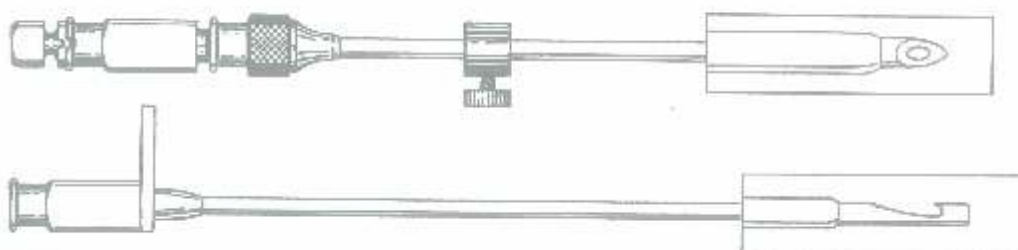


CAT. NO.	DESCRIPTION
JC 3701 0.1	11G X (3.1/2")
JC 3701 0.2	13G X (3.1/2")

● Cope Needle Set

Consists of five parts including an 11G outer needle with tapered end and an adjustable needle stop. Inner 13G needle has beveled puncture point and fitted stylet. Inner 13G biopsy snare has hook shape for sample collection

CAT. NO.	DESCRIPTION
JC 3705 (.01)	8G X 3"
JC 3705 (.02)	11G X 3"
JC 3705 (.03)	13G X 3"




*We also accept orders for customized sizes as per requirement

Synovial Biopsy

- **Parker Pearson**

Consists of four parts including a 14G thin wall sharply beveled outer needle with fitted stylet. Specially made 15G inner needle has square cut end with hook shaped window and a round end fitted stylet.

CAT. NO.	DESCRIPTION
JC 3711	14G X (2")
JC 3712	16G X (3")



CARDIOLOGY AND RADIOLOGY NEEDLES

While the majority of arterial pressure monitoring, arterial blood sampling, cardiac output measurement and other similar cardiovascular and radiology procedures employ disposable needles and catheters, our needles listed in this section respond to individual medical procedures where reusable needles continue to be "of choice". The listing of Cardiovascular and Radiology Reusable procedure Needles which follow includes standard instruments, long familiar to physicians, as well as well as newer needles and modification. This comprehensive range of instruments to rigid standards for high quality workmanship and performance, have made the Iscon Procedure Needle a choice of professionals worldwide.

Catherization And Cardiac Puncture

- **Direct Transthoracic Needle**

Has a blunt tapered and a closely fitted stylet with a diamond shaped of trocar point. Needle can be used with a transventricular catheter for direct entry into the left ventricle.

CAT. NO.	DESCRIPTION
JC 7671	18G X (6")



- **Lumbar Aortography Needle**

Has a female luer hub, sharp pointed thin wall cannula and a fitted stylet with matched bevel point.

CAT. NO.	DESCRIPTION
JC 7341 (.01)	18G X (6")
JC 7341 (.02)	17G X (7")
JC 7341 (.03)	12G X (2")



*We also accept orders for customized sizes as per requirement

Aortography, Angiography

• Dos Santos Needle

For lumbar aortography and left ventriculography — Has luer lock hub and thin-wall cannula with closed short bevel point and see-through hole, for infusing the injection, 3.5 to 4mm from point. Has fitted stylet which occludes the side opening when fully inserted. Side hole creates a lateral dispersion of the X-ray opaque dye and thus minimizes the movement of the needle and extravasation.

CAT. NO.	DESCRIPTION
JC 7704 (.01)	18G X (7")
JC 7704 (.02)	17G X (7")



Cerebral Angiography

• Karras Needle

Has luer lock hub and blunt tapered thin-wall cannula with close-fitting inner stylet with pencil point. For percutaneous retrograde brachial renal angiography.

CAT. NO.	DESCRIPTION
JC 7711	17G X (3")



Cholangiography

• Chiba Type Transhepatic Cholangiography Needle

Extremely flexible thin-wall outer cannula with matched stylet features a short bevel buffed heel. Used for the Radiographic Visualization of Bile Ducts, Renal Cystic Puncture as well as Biopsy Procedures.

CAT. NO.	DESCRIPTION
JC 7750 (.01-.02)	23G X (6"-8")
JC 7750 (.03-.04)	22G X (6"-8")



Ventriculography

• Cone Ventricular Round End Needle

Has luer lock hub and cannula with closed rounded point with two side holes, spaced apart on opposite sides. Supplied with fitted stylet.



CAT. NO.	DESCRIPTION
JC 7729 (.01)	19G X (3.1/2")
JC 7729 (.02)	18G X (3.1/2")
JC 7729 (.03)	16G X (3.1/2")
JC 7729 (.04)	15G X (3.1/2")
JC 7729 (.05)	14G X (3.1/2")
JC 7729 (.06)	12G X (3.1/2")

• Franseen Biopsy Needle With Echo-Genic Tip

Has precision ground 3-sided sawtooth sharp point which is aligned with matched trocar point of fitted stylet. Trocar is used to introduce the needle. Used with suction syringe to aspirate biopsy.



CAT. NO.	DESCRIPTION
JC 8009 (.01)	22G X (6")
JC 8009 (.02)	20G X (6")
JC 8009 (.03)	18G X (6")
JC 8009 (.04)	16G X (6")

PROCEDURE NEEDLES MISCELLANEOUS

The prior pages of this Procedure Needle section are conveniently grouped into major product headings - anesthesia, Biopsy, Cardiology and Radiology. In addition to the extensive selection of products within each major group, also offers several types of small groups of needles under a single Miscellaneous heading. The last few pages in this section are dedicated to those miscellaneous Procedure Needles and as these groups grow separate sections will be devoted to them.

Tonsil - Hemorrhoidal Needles

• Security Stop Needle

Has luer lock hub with sharp pointed cannula, with security stop affixed near the hub.



CAT. NO.	DESCRIPTION
JC 7510	20G X (4")

● Frankfeldt Needle

Has luer lock hub and stainless steel cannula which is slightly bent. bending permits unobstructed view while needle is manipulated through proctoscope.

CAT. NO.	DESCRIPTION
JC 7764	20G X (5/8")



● Tonsil Needle, Curved

Has luer lock hub and a long cannula extension

CAT. NO.	DESCRIPTION
JC 7766 (.01- .02)	23G X (1/2"-1.1/2")



● Tonsil Needle, Straight

Has luer lock hub and a long cannula extension.

CAT. NO.	DESCRIPTION
JC 7767	23G X (3/4")



Thoracentesis and Pericardiocentesis Fluid Drainage

● Fluid Drainage - Hypodermic Type Needle

Has luer lock hub and stainless steel cannula with regular medical point. A 0.030" hole is found on the heel of the bevel.

CAT. NO.	DESCRIPTION
JC 7681	16G X (3.1/2")
JC 7682	18G X (3.1/2")



*We also accept orders for customized sizes as per requirement

• Fluid Drainage - Spinal Type Needle

Has luer lock hub and thin wall outer cannula which is blunt and tapered. A thru hole 1/32" in diameter is 1/16" from the distal end. The fitted stylet has a short bevel.

CAT. NO.	DESCRIPTION
JC 7683	15G X (3")



• Thoracentesis Needle

Has luer lock hub and stainless steel cannula with a tapered blunt end. Three 0.036" diameter holes are found within 1/2" of the distal blunt end. A fitted trocar stylet extends 5/32" from the distal end.

CAT. NO.	DESCRIPTION
JC 7680	14G X (2.1/2")



• Varicosity Needles

Has luer lock hub, stainless steel cannula with regular medical point.

CAT. NO.	DESCRIPTION
JC 7100 (.01- .05)	30G X (1/4"-2")





PRICON
we share healthcare



**GAMUT
OF
CANNULAE,
SPECIAL
APPLICATION
NEEDLES &
CUSTOM
FABRICATED
MEDICAL
DEVICES**


OEM SERVICES
Custom Fabrications

MANUFACTURING CAPABILITIES


Grinding

Fully Automatic PLC controlled special point grinding machines with integrated micro glass bead blasting machines ensures consistent quality of Needle bevel.


With the advent of new technologies and demand for different types of point geometry we have developed in house facilities and can provide needles with variety of points. Some of these are Standard Bevel, Short Bevel, Intradermal, Atkinson, Back-cut, Non-coring, Deflected, Conical, Quincke, Pencil, Facil, Franseen, Touhy, Tri-Bevel, Diamond, Trocar, Trepines, etc.




Blunt End -
Square Cut



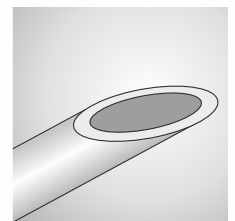
Blunt End -
Chamfered
Edge



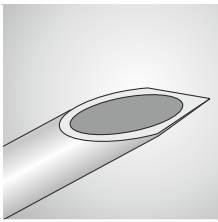
Blunt End -
with Radius



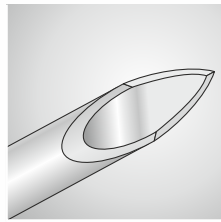
Blunt End -
Tapered




Flat Ground
Point



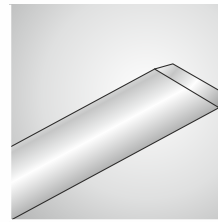
Back Cut -
Bevel




Lancet Bevel




Trepine
Cutting Point




Biopsy Outside
Cutting Edge -
Courmand Style



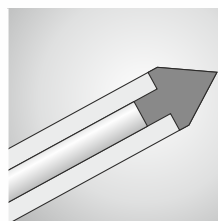
Deflected
Non-coring
Septum Point



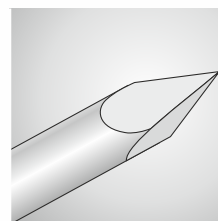
Solid Bevel
Flat Point




Closed
Swaged
Pencil Point




Solid Fill
Pencil Point




Solid Trocar



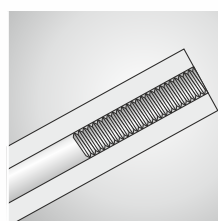
Closed Round
End



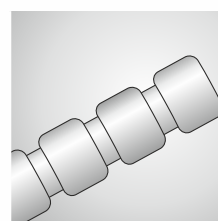
Flared End




Threaded End



Internally
Threaded



Grooves



Echo-Genic

● Flaring

Both I.D. & O.D. of tube is expanded to provide easy lead in to I.D. or for assisting in moulding. Ends can also be formed, chamfered, or slotted.



● Swaging

The front end of tube is closed in the form of smooth, round, or pencil point shapes by automatic rotary swaging.




● Bending

Quinck free bending in angled or curved or spiral form ranging from 30G through 6G as per customers drawing or specification.



● Brazing

Unique process of Silver brazing for fine capillary tubes for irrigation & aspiration process.



● Profiles

Special geometrical shapes like cup, bulbous, cobra tips or profiles as per customer's specifications.



Our manufacturing facility consists of fully automatic needle & syringes assembly machines, Injection moulding, PLC controlled grinding & needle manufacturing facilities.

The Company offers Stainless Steel cut blanks, Custom Needle and Needle Assemblies with Plastic and Metal Hubs, Redon Needles, Trocars, Cannulae for different applications, Solid Wire Needles, Stylets, Blades, Probes, Miniature needles etc. Complementing our OEM and custom fabrication services, we offer a wide range of Luer Connectors, Adaptors, Extension Tubing, Stainless Steel Handles etc.

We are equipped with variety of machining operations like Grinding, Bending, Flaring, Swaging, Coiling, Slitting, Micro drilling, Etch-Marking, Blasting, and low temperature Silver Brazing. In house facility of Passivation, Electro polishing, Electroplating, Heat treatment Ultra Sonic Cleaning and Siliconizing etc. are added advantages.


● **Connectors and Adaptors**



LUERS



QUICK CONNECTS



STOPCOCKS



MANIFOLDS



BLOOD PRESSURE



MISCELLANEOUS
(Non-Luer/ Non-QC)

Pricon specializes in the production of ultra precision components, reusable Luer Lock connectors, miniature Quick Connects/Disconnects, and miscellaneous adaptors. Our products include, but are not limited to, Luer Fittings, Rotating Collar Male Luer Locks, Manifolds, Tuohy Borst adaptors, Stopcocks, and Blood Pressure Connectors . We welcome Custom Manufacturing requests, including requests for special sizes, configurations, or materials.

Our mission is to manufacture the highest quality parts at a fair price with on-time delivery.



ISCON SURGICALS LTD.

An ISO 9001:2015 & ISO 13485 Certified Company

Works :
22/4, Heavy Industrial Area,
Jodhpur-342003 (Raj) India
Tel. : +91-291-2740553
Fax : +91-291-2740560

Head Office :
B-70, Marudhara Industrial Area,
II Phase Basni,
Jodhpur-342003 (Raj) India
Tel. : 0291-2740556-57-58
Fax.: 0291-2740560

Delhi Branch Office :
252-A, Lakshdeep Plaza, IInd Floor
Sant Nagar, East of Kailash
NEW DELHI-110065
e-mail : delhi@pricon.co.in

Mumbai Branch Office :
21/202, Thakur House, K.V. Rajguru
Marg, Girgam, MUMBAI-400 004
e-mail : mumbai@pricon.co.in

Website : www.pricon.co.in E-mail : info@pricon.co.in